




Real Security Sets You Free.™

# Keypad Locks

## FE575 Keypad Entry with Auto-Lock Feature

### Security That's Built Right In

Schlage Keypad Locks with the Auto-Lock feature automatically re-lock five seconds after use, providing complete confidence and protection for your family and valuables. Ideal for use on doors leading to basement stairways, storage and utility rooms, workshops and more.



### Security and Quality

- Grade 2 ANSI/BHMA certified
- Patented commercial grade clutching motor drive; tested to one million cycles
- Vandal resistant clutching lever and knob design
- Code control; 6-digit programming code required to add and delete user codes
- Warning sounds after four incorrect codes entered; keypad disabled for 30 seconds
- Mechanical key override; patent pending




### Convenience

- Convenient keyless access; no keys to hide, lose or forget
- Pre-set with random 6-digit programming code and two random 4-digit user codes
- 19 user code capacity; 10,000 user code combinations
- Easily programmed right at the keypad; no need to remove inside escutcheon
- Blue LEDs illuminate the keypad on demand
- Reversible levers for left- or right-handed doors
- Emergency exit feature; allows for panic-free exit
- Locks can be re-keyed to match existing locks
- 9-volt alkaline battery included



Styles shown: Plymouth Satin Nickel with Flair lever (left) and Camelot Aged Bronze with Accent lever (above)

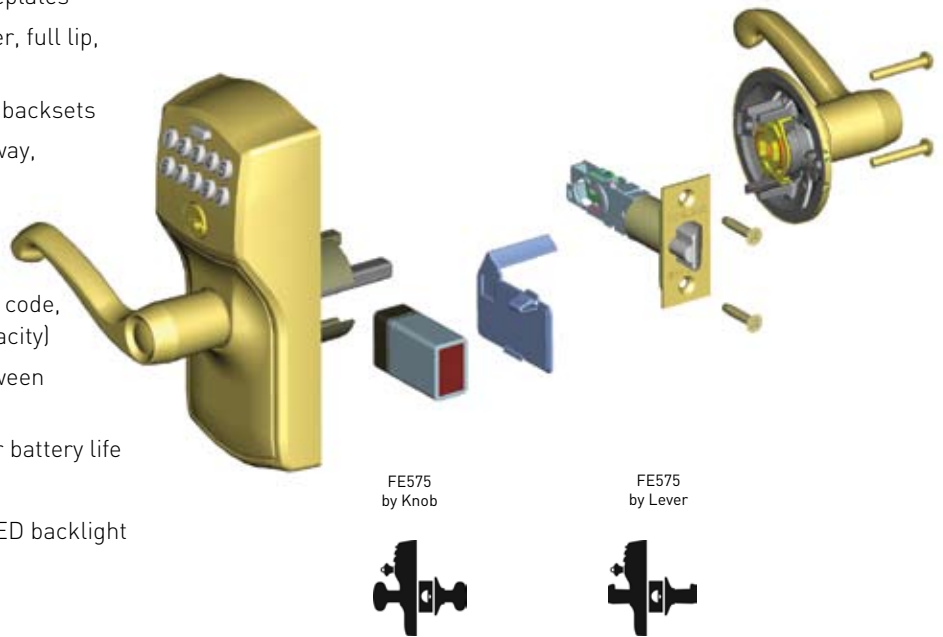
### Easy to Install and Operate

-  • **Fits most standard door preps;** no need to drill additional holes
-  • **One-tool installation;** use just a screwdriver on pre-prepped doors
-  • **9-volt battery operation;** no special wiring required

# FE575 Keypad Entry with Auto-Lock Feature

## Certifications and Standard Features

- Latch: 1" x 2-1/4" radius corner faceplate, 7/8" housing diameter, Triple-Option™ square corner, radius corner and circular drive-in faceplates
- Strikes: 1-5/8" x 2-1/4", square and radius corner, full lip, no box, latch strike
- Backset: Universal backset, fits 2-3/8" to 2-3/4" backsets
- Cylinder: 5-pin solid brass, keyed 5-pin, C keyway, keyed different (KD)
- Door range: 1-3/8" to 1-3/4"
- Keys: Nickel silver cut keys, 5-pin, C-section
- Codes: Pre-set random six-digit programming code, two pre-set four-digit user codes (19 code capacity)
- Minimum 5-1/2" center-to-center distance between cross bore holes
- 9-volt battery included with average three-year battery life
- All-metal chassis and escutcheons
- Silicone rubber, wear-resistant buttons with LED backlight
- ANSI A 156.2-2003 bored locks and latches
- A 156.5-2001 Grade 2 cylinders
- FCC Part 15
- CE Mark
- Available UL LISTED (Box Pack Only)



Locks are furnished with standard features unless otherwise specified. To order locks with non-standard features, specify exact features desired.

Finishes Available



### Keypad Entry Auto Lock

	505	609	613	716	619	620	625	626
FE575 PLY x PLY	V + B							
FE575 PLY x FLA	V + B	V + B	B	V + B	V + B	V + B	V + B	V + B
FE575 PLY x ELA								V + B
FE575 PLY x JAZ								V + B
FE575 CAM x ACC	V + B	V + B	B	V + B	V + B	V + B	V + B	V + B

V = Retail Visual Pack  
B = Box Pack

## Warranty

Schlage extends to the original consumer user of our Schlage brand product a lifetime limited mechanical and finish warranty against defects in material and workmanship. Exception: Schlage extends to the original consumer user of our Schlage brand product a one-year electronics warranty against defects in material and workmanship.

**US Customer Service: 800-847-1864**  
**Canada Customer Service (Commercial): 800-900-4734**  
**Canada Customer Service (Residential): 800-811-8390**  
[www.schlage.com](http://www.schlage.com)

